



So. You left your car's lights on, and now the battery is dead. Spectacular. Lucky for you, we've got a **Flow Life Skillz** to help you out!!

flow




Here's what you need...




YOUR DEAD
CAR (RIP)



A FRIEND'S
(LIVING) CAR





JUMPER CABLES





...And that's it!

First, pull the "living" car up to your "dead" one, and pop the hoods of both cars. Also, make sure you have both cars off to start.




See that big square box with the 2 little nubs on top? That's your battery. The nubs should be marked as "+" (usually in red), and "-" (usually in black).





Now, match up the positive clamps on each battery, connecting the cars to each other! Then, clamp onto the negative terminal on your buddy's car, and onto an unpainted piece of metal on your car.





Then, have your buddy turn their car on first, and then you turn yours on. Leave 'em for a sec, letting them run.

RRRRRR

Then, leaving the cars on, take off the clamps in reverse of how you put 'em on + leave the cables on the ground for a sec before you put 'em away.



Don't wanna get electrocuted!

Finally, you wanna drive your car around for like 15 minutes to keep it from, y'know, dying again. Drive safe!

